

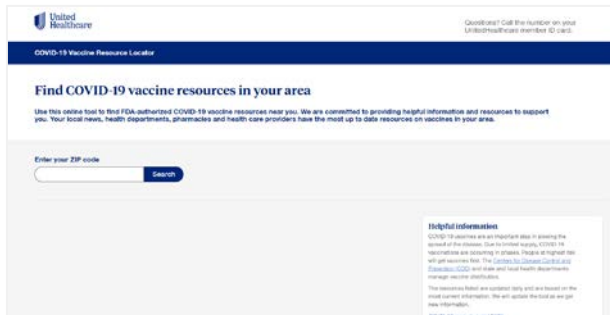
COVID-19 Vaccine Resource Locator Tool

COVID-19 vaccine availability is changing quickly. Our top priorities in helping members, customers and providers at this point in the vaccine roll-out are 1) making sure members know there is \$0 cost-share on vaccines through the national public health emergency period, 2) providing resources to help them find key COVID-19 vaccine information and 3) providing tools to help them navigate when and where to receive a vaccine.

The launch of our [COVID-19 Vaccine Resource Locator](#) will help members navigate local vaccination planning and find resources for their area to help them take steps toward vaccination. This zip-code based tool finds online, public vaccine resources available through state and local health departments as well as national retail pharmacies.

- COVID-19 vaccines are an important step in slowing the spread of the disease, and it will take time to make enough vaccines for everyone. Due to the initial limited supply, the [Centers for Disease Control and Prevention](#) and [state and local health departments](#) are coordinating who should get vaccinated first and where vaccines are available. This information is developing and varies locally.
- To help you access public resources you can use our COVID-19 vaccine resource locator. We've gathered links to public resources to help you stay informed. This zip-code based tool finds online vaccine resources available through health departments and national retail pharmacies near you.
- These public resources may include information on who is eligible to get the vaccine, where vaccines may be available, how to sign up for alerts and in some places, scheduling an appointment.
- To find state health department resources in Spanish and other languages, visit uhcommunityplan.com
- We are updating resources as more information becomes available. Resources vary based on location and time.
- At this time, the resource locator will not include information available from specific health care providers or physician offices.

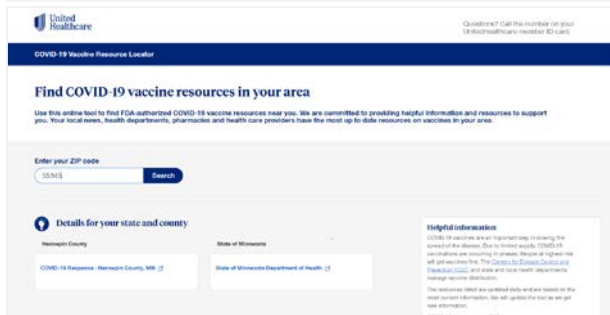
COVID-19 Vaccine Resource Locator



The screenshot shows the top portion of the tool. It includes the United Healthcare logo, a search bar with the placeholder text "Enter your ZIP code", and a "Search" button. Below the search bar is a "Helpful information" section with text explaining the tool's purpose and providing links to CDC and state health department resources.

Member enters their zip code in the white search bar.

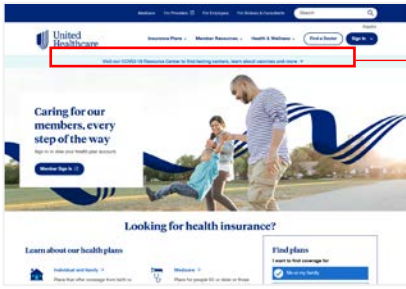
Clicks "search".



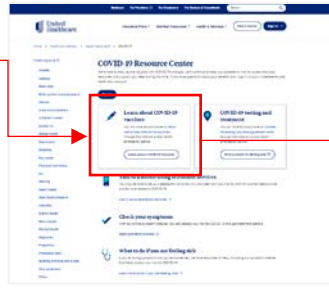
The screenshot shows the search results for the zip code 55343. It displays "Hennepin County" and "State of Minnesota" as the location. Below this, there are two links: "COVID-19 Resources - Hennepin County, MN" and "State of Minnesota Department of Health". A "Helpful information" section is also visible at the bottom right of the results area.

Available resources for the state and county show up.

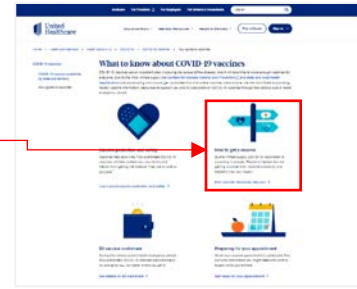
Member click the blue link.



uhc.com homepage

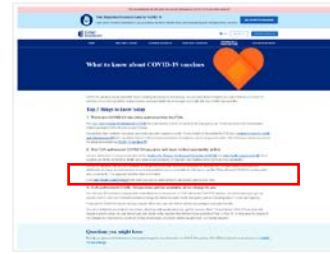
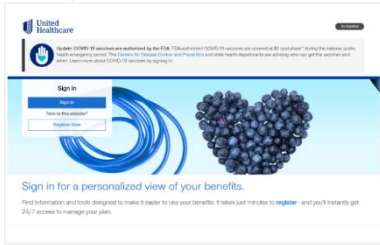


uhc.com COVID-19 Resource Center



Button goes to new Resource Locator

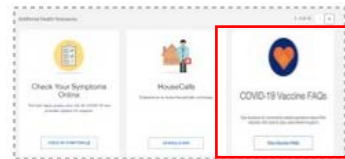
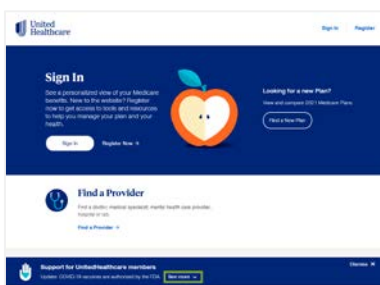
E&I myuhc.com member portal



Member signs in at <https://www.myuhc.com/> Member clicks Info bar or Vaccine tile

Member clicks state health department to go to Resource Locator (vaccine page refresh underway for 2/1 EOD; will provide update)

M&R member portal



1) Sign in at <https://www.medicare.uhc.com/> 2) Clicks on Vaccine button on dashboard

3) Member clicks on state health department page to go to Resource Locator (vaccine page refresh underway for 2/1 EOD; will provide update)